




GOT IT IN YOU?????

Copyright © 2006 Stan Abrams, M.D.

- 
-
- THE FOLLOWING SLIDES REPRESENT FINDINGS IN THE BLOOD OF PEOPLE WHO HAVE UNRESOLVED MEDICAL PROBLEMS THAT THEIR HEALTH CARE PROVIDERS HAVE BEEN UNABLE TO FIND ANSWERS FOR.

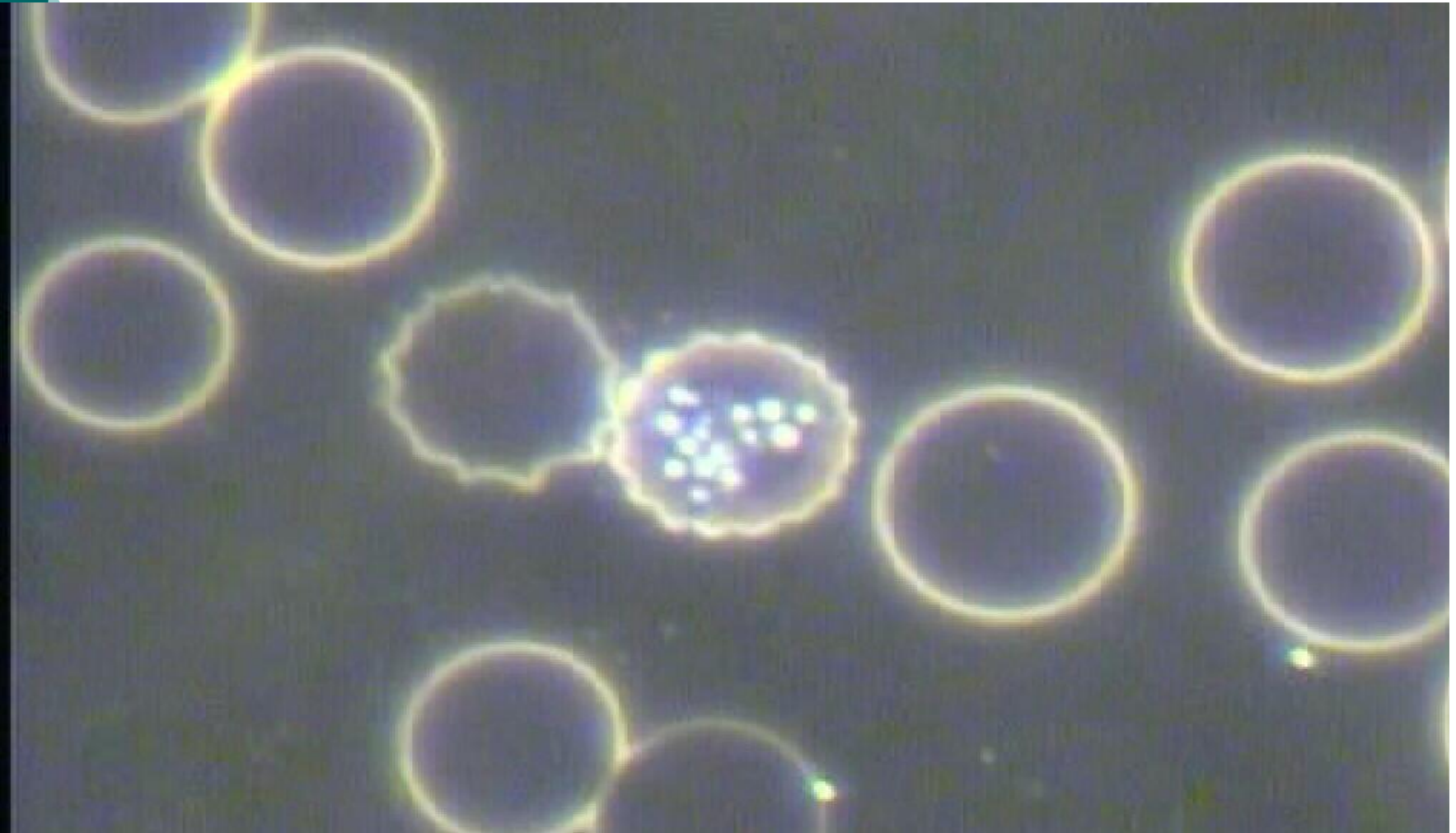


-
- They have undergone the “routine battery” of tests with no significant abnormal findings. Still their problem persists and they are advised that perhaps they need to seek psychiatric help.

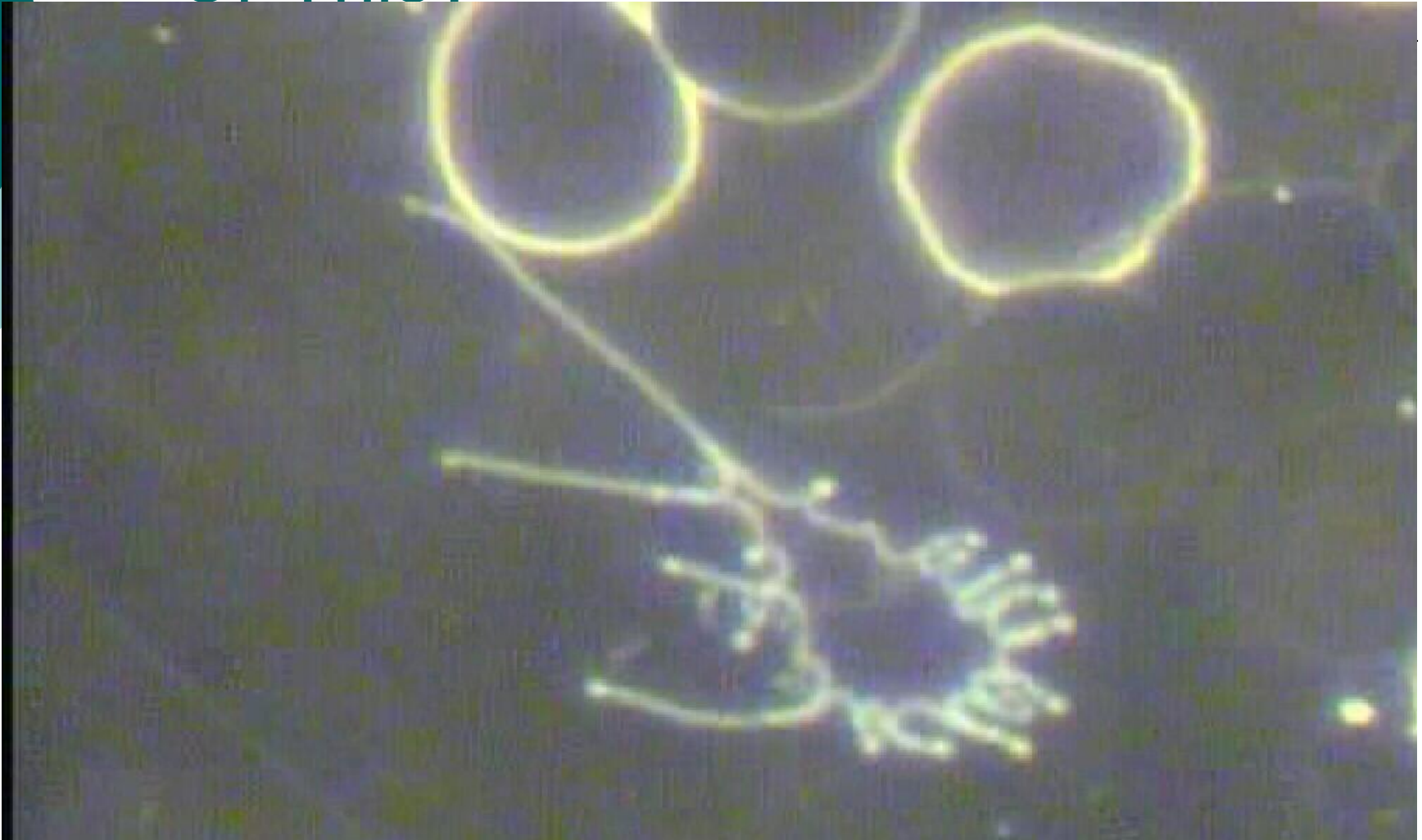


-
- These photographs are from people with multiple unresolved problems that were trying to find answers.
 - These findings are from only a small portion of one drop of blood taken from a finger stick.
 - How many of these “things” could you have in 8 liters of your blood?
 - Your guess is as good as anyone's!

Do your Red Cells Look Like This?



Or This?



Infected Lymphocyte.



94yr. Old female with joint pain.



Bacterial rod with spore formation.



Enlargement of previous slide.





-
- Your blood is your “RIVER OF LIFE”
 - What’s swimming in your RIVER???



What's in Your Blood?

- If after viewing this presentation you would like to find out more about Live Blood Analysis you may contact me at:
- a001a@msn.com
- Sincerely,
Stan Abrams, M.D.